











Screw Feeder option parts list (one that can be installed and replaced by customer)
Please inform the dealer you purchased the part name and part number.

2019.03.07
OHTAKE-ROOT KOGYO CO., LTD

Type	Features · Application	Picture	Part name	Applicable model	Part number
Strong brush	Brush hair is thicker than standard. It is effective when the standard brush is weak.		Brush (hard)	NSB,NSR NSBI,NSRI	NSB02110 #02
Brush with urethane	A part of the tip of the standard brush was made into urethane. It is made easy to brush screws which are easily clogged in the passing plate.		OM brush: with urethane	OM-26M,OM-26R	TOK12N02
			NJ brush: with urethane	NJ,NJR,FM-36,FME-36	TOKS0002
			NSB brush: with urethane	NSB,NSR NSBI,NSRI	TOKS0004
L-shaped brush	The brush is added horizontally to the tip of the standard brush. It is more effective than brush with urethane.		NJ L-shaped brush	NJ,NJR,FM-36,FME-36	TOKX0076
			OM L-shaped brush	OM-26M,OM-26R	TOKX0020
KO-shaped brush	The brush is added horizontally to the tip of the L-shaped brush. It is more effective than L-shaped brush.		OM KO-shaped brush	OM-26M,OM-26R	TOKX0383
Screw guide for flat head screw	The shape of the notch at the tip of the screw guide is enlarged to make it easy to remove the flat head screw.		Screw guide 1	NJ-2320,NJ-2323	NJ05023
				NJ-2326,NJ-2330	NJ05024
				NJ-4535、NJ-4540	NJ05025 #01
				NJ-4550	NJ05025 #02
Screw tilt prevention holding plate	Spring washer · Flat washer Suppresses the inclination of the mounting screw and makes it easy to take out.		Screw guide 1	NJNJ4540 M4 Pan head screw only	TOKH0030
Presser plate for large diameter bit	In order to correspond to the driver bit up to φ 3, the cutout shape at the tip is enlarged.		Presser plate: bit guide	NSB	NSB06111
Screw preventing cover	It is a cover to attach so that screws do not get in from the gap around the rail. It can be removed with a Velcro with a double-sided tape.		Option cover Assy	FM-36,FME-36	TOKX0078
Cover for power switch	It is a cover attached to the power switch. Remove the switch from the cover once, cover and install it.		Dust cover	All models (Excluding OM)	KCD1CAP